



## Provider Profiling Year-End Report

### Mental Health Inpatient Services (MHIP)

**1/1/2022 - 12/31/2022**

*Provider Profiling is conducted in order to collect and trend data to provide information relating to Provider performance, with the overall intent of improving the quality of care rendered to PerformCare's Members. PerformCare encourages Providers to closely review this information and use this to help inform areas of future development.*

*PerformCare will provide updated Provider Profiling reports twice a year. The first report will be distributed in January, and will provide measures on the first two quarters of the calendar year (Provider Profiling Mid-Year Report). The second report will be distributed in July, and will provide measures on the entire calendar year (Provider Profiling Year-End Report).*

**Measure 1: 30-Day Readmission Rate for Mental Health Inpatient**

Although there may be many reasons that a person readmits to Mental Health Inpatient, it has been researched and reported that effective discharge planning and education about aftercare planning can help prevent readmissions. This measure shows 30-day readmission rates for Mental Health Inpatient Providers treating PerformCare Members by quarter.

Readmission is defined as being readmitted to Mental Health Inpatient within 30 days of discharge. Readmissions can be to the same or a different Provider. The readmission is counted toward the rate for the discharging Provider associated with the initial discharge. This measure uses claims to calculate the results and reflects discharges in the timeframe of 1/1/22- 12/31/2022.

Age groups are defined as: Adults (18 and over) and Children (under 18).

The rates are calculated as follows:

Denominator: The number of discharges from a given Provider in the quarter. This number does not include those discharged due to death or direct transfer to another Provider.

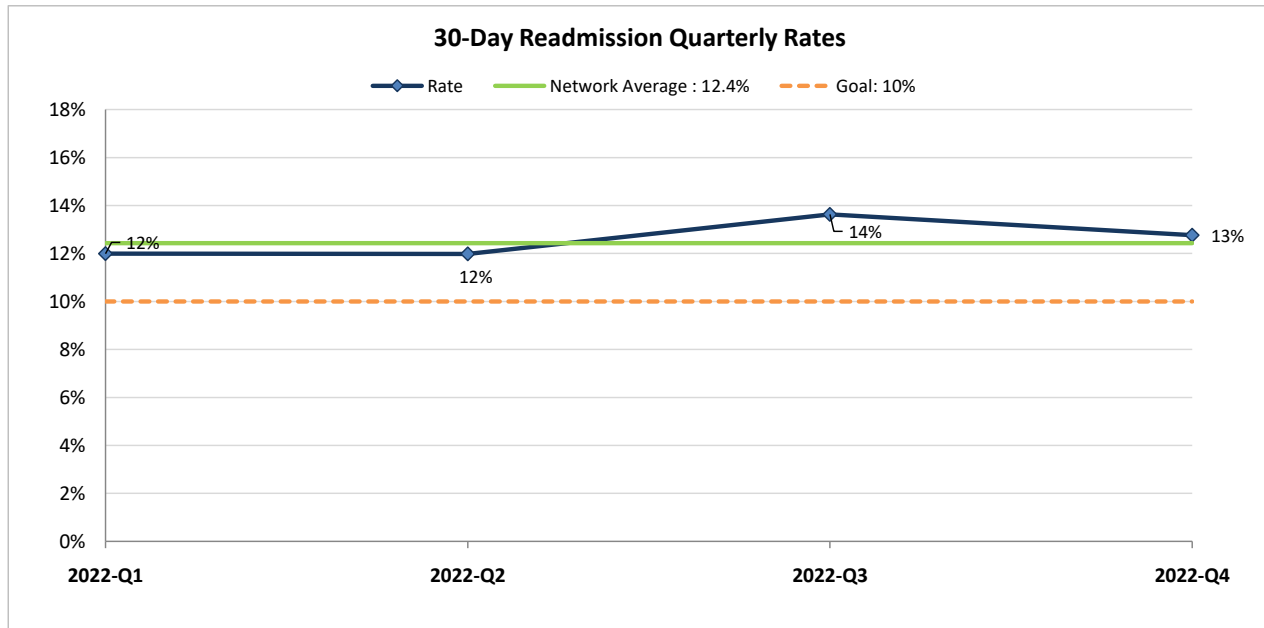
Numerator: Of the qualifying denominator discharges, the number of readmissions within 30 days of a discharge. Readmissions are counted through the 30 days following the close of each quarter.

**Goal**

The Office of Mental Health and Substance Abuse Services (OMHSAS) expects a 30-day readmission rate of 10% or less.

**Network Average**

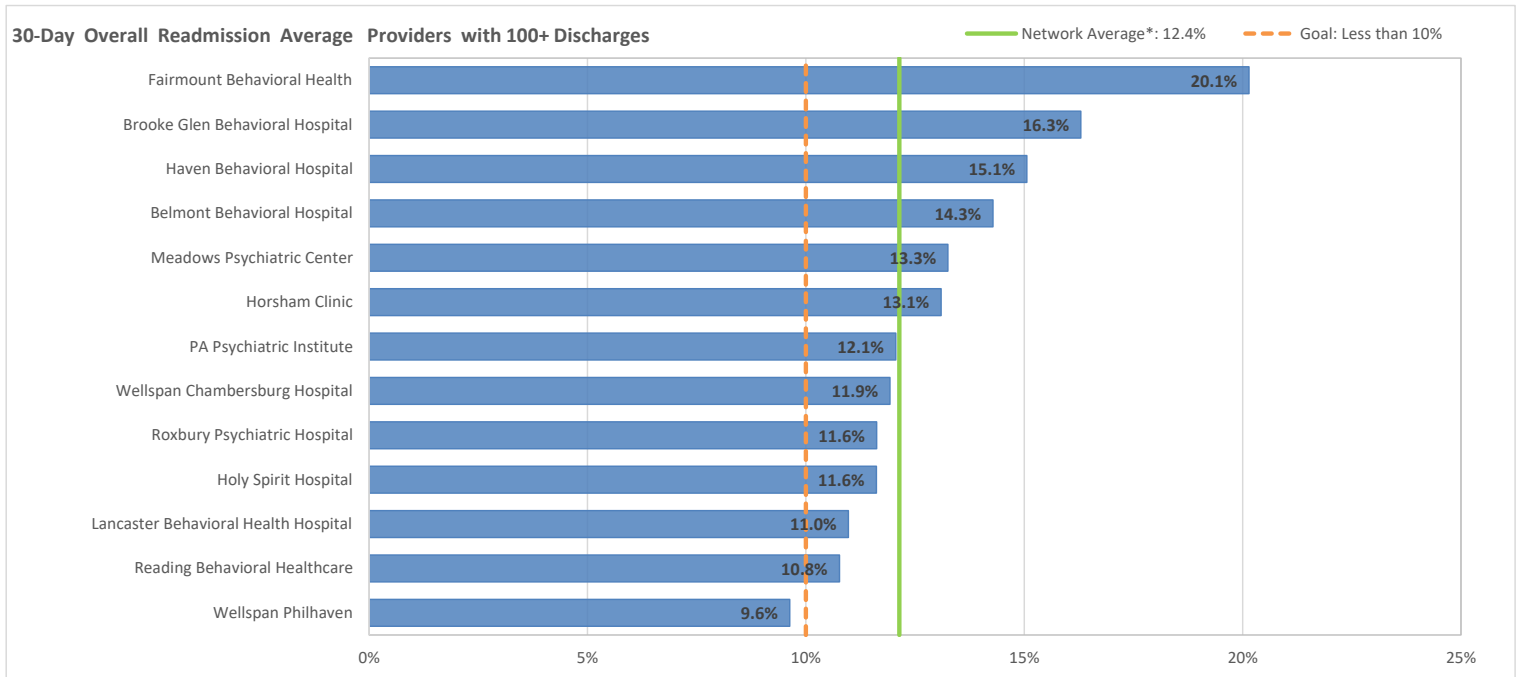
Plan-wide 30-Day readmission rate average across all Providers.



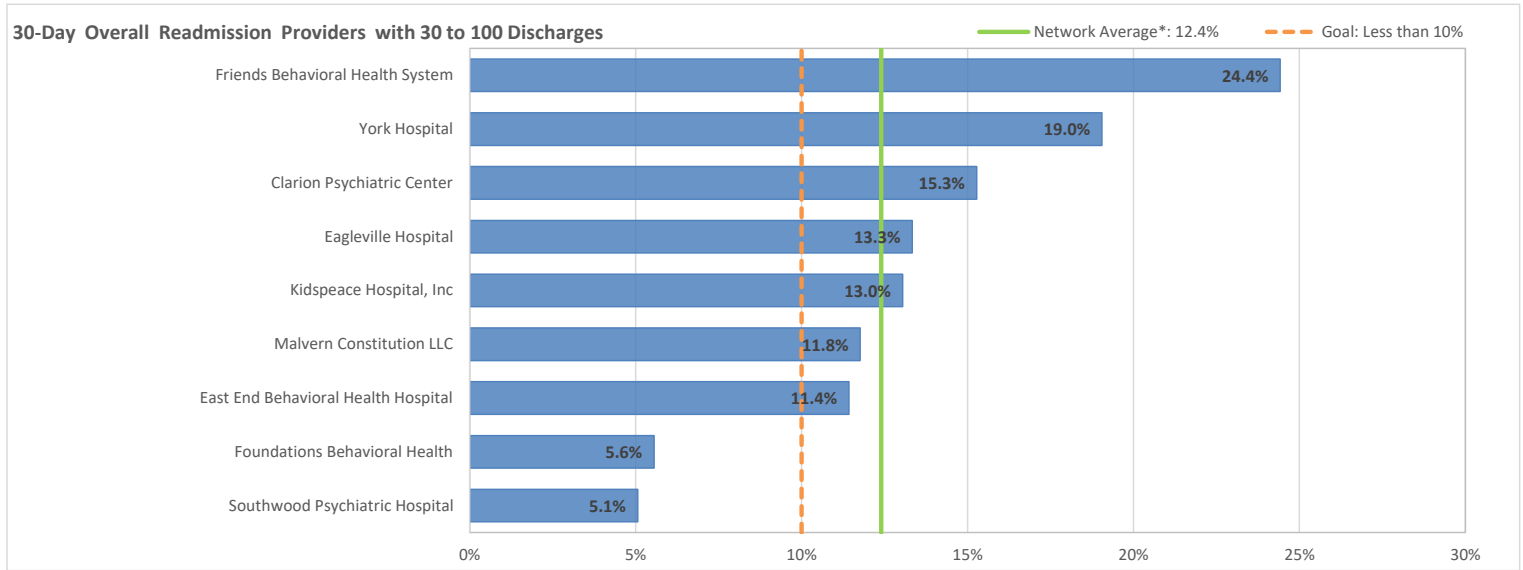
Plan-Wide Percentage	2022-Q1	2022-Q2	2022-Q3	2022-Q4	Average	Average by Age Group	
	Overall By Quarter				Overall	ADULT	CHILD
30-Day Readmission Rate	12%	12%	14%	13%	12%	13%	10%

**Provider Breakdown**

Percentage of discharges that readmitted within 30 days of discharge by Provider.



Provider	2022-Q1	2022-Q2	2022-Q3	2022-Q4	Average	Average by Age Group	
						Adult	Child
<b>Providers with 100+ Discharges</b>	<b>11%</b>	<b>12%</b>	<b>13%</b>	<b>12%</b>	<b>12%</b>	<b>13%</b>	<b>10%</b>
Fairmount Behavioral Health	11%	21%	26%	20%	20%	23%	10%
Brooke Glen Behavioral Hospital	7%	19%	23%	11%	16%	16%	15%
Haven Behavioral Hospital	14%	10%	19%	17%	15%	15%	-
Belmont Behavioral Hospital	9%	9%	14%	24%	14%	16%	11%
Meadows Psychiatric Center	16%	6%	16%	13%	13%	15%	11%
Horsham Clinic	15%	13%	6%	18%	13%	12%	17%
PA Psychiatric Institute	8%	14%	14%	11%	12%	13%	10%
Wellspan Chambersburg Hospital	17%	13%	10%	6%	12%	12%	-
Roxbury Psychiatric Hospital	11%	13%	7%	16%	12%	13%	9%
Holy Spirit Hospital	9%	12%	17%	9%	12%	12%	-
Lancaster Behavioral Health Hospital	11%	11%	13%	10%	11%	11%	8%
Reading Behavioral Healthcare	25%	0%	9%	15%	11%	11%	10%
Wellspan Philhaven	10%	11%	7%	10%	10%	11%	8%



Provider Breakdown							
Provider	2022-Q1	2022-Q2	2022-Q3	2022-Q4	Average	Average by Age Group	
	<b>Overall By Quarter</b>						
						<b>Adult</b>	<b>Child</b>
<b>Providers with 30 to 100 Discharges</b>	<b>17%</b>	<b>13%</b>	<b>17%</b>	<b>10%</b>	<b>14%</b>	<b>17%</b>	<b>10%</b>
Friends Behavioral Health System	22%	32%	32%	13%	24%	26%	21%
York Hospital	29%	20%	20%	11%	19%	19%	-
Clarion Psychiatric Center	21%	27%	6%	6%	15%	18%	12%
Eagleville Hospital	33%	0%	14%	33%	13%	13%	-
Kidspace Hospital, Inc	13%	8%	20%	13%	13%	-	13%
Malvern Constitution LLC	0%	0%	11%	18%	12%	12%	-
East End Behavioral Health Hospital	0%	14%	17%	0%	11%	11%	-
Foundations Behavioral Health	13%	0%	13%	0%	6%	0%	6%
Southwood Psychiatric Hospital	5%	0%	18%	4%	5%	-	5%

**Note:**

Cells with a dash represent that there were no discharges present to calculate a measure within that category.

Individual Provider rates for Providers with less than 30 discharges were not reported due to the smaller sample of data.

Number of discharges, for the purpose of grouping, is based on overall discharges from a MHIP level of care for stated reporting period.

This measure excludes extended acute care data.

This measure reports the number of discharges/readmissions and not unique Members. A single Member can have more than one discharge/readmission counted in this measure.

\*Network Average includes all Providers

**Measure 2: Follow-Up Visits within 7 and 30 Days of Discharge**

Follow-up visits are important to help Members stay well and continue with treatment, without needing to return to the hospital. This measure shows the percentage of Members that are seen within 7 days and 30 days for a follow-up appointment, following a discharge from a Mental Health Inpatient hospital. This measure is based on claims data for discharges that occurred from 1/1/22-12/31/22. Those Members that were discharged and were readmitted within 30 days are excluded from this data. Age groups: Adults (18 and over) and Children (under 18).

- Compliant follow-up visits for this measure include the following:
- An outpatient visit with a Mental Health Provider for therapy or medication management
  - An intensive outpatient therapy appointment
  - Additional ambulatory appointments that fall within the PA-specific codes for follow up.

The rates are calculated as follows:  
 Denominator: Members included in this measure were discharged and were not readmitted within 30 days.  
 7-Day Numerator: Members discharged resulting in a compliant follow-up visit within 7 days of discharge.  
 30-Day Numerator: Members discharged resulting in a compliant follow-up visit within 30 days of discharge.  
 Compliance for a 7 day visit also counts toward the 30 day compliance rate.

**Goal**

PerformCare expects Providers to work towards improving rates to meet the following goals: 7-Day follow-up: 44.72%; 30-Day follow-up: 67.19%. Goals are based on Island Peer Review Organization (IPRO) Measurement Year 2020 PA-specific validated rates. PA-specific rates include HEDIS follow-up specifications.

**Network Average**

Plan-Wide Percentage	2022-Q1	2022-Q2	2022-Q3	2022-Q4	Average	Average by Age Group	
	Overall by Quarter				Overall	Adult	Child
Follow-Up within 7 Days	44.9%	41.1%	40.5%	37.6%	<b>40.9%</b>	<b>37.2%</b>	<b>53.8%</b>
Follow-Up within 30 Days	64.9%	59.4%	61.3%	57.6%	<b>60.7%</b>	<b>56.4%</b>	<b>75.7%</b>

**Provider Breakdown**

Provider	% of Follow-Up within 7 Days			% of Follow-Up within 30 Days		
	Overall	Adult	Child	Overall	Adult	Child
<b>Providers with 100+ Discharges</b>						
Belmont Behavioral Hospital	44.7%	33.8%	69.0%	58.0%	48.5%	79.3%
Brooke Glen Behavioral Hospital	33.6%	34.3%	27.3%	60.5%	57.4%	90.9%
Wellspan Chambersburg Hospital	47.4%	47.4%	-	72.4%	72.4%	-
Fairmount Behavioral Health	34.8%	29.5%	54.2%	51.8%	47.7%	66.7%
Holy Spirit Hospital	41.5%	41.5%	-	63.4%	63.4%	-
Haven Behavioral Hospital	33.3%	33.3%	-	51.9%	51.9%	-
Horsham Clinic	31.2%	28.2%	42.9%	53.6%	47.3%	78.6%
Lancaster Behavioral Health Hospital	35.6%	35.0%	39.2%	55.6%	54.7%	61.6%
Meadows Psychiatric Center	41.5%	38.6%	46.8%	63.7%	56.8%	76.6%
PA Psychiatric Institute	55.3%	53.4%	58.7%	75.4%	72.4%	81.0%
Reading Behavioral Healthcare	35.5%	29.9%	48.5%	57.3%	50.6%	72.7%
Roxbury Psychiatric Hospital	36.2%	33.7%	43.5%	54.5%	48.2%	72.5%
Wellspan Philhaven	55.9%	56.6%	55.0%	76.2%	74.5%	78.5%
	<b>Overall</b>	<b>Adult</b>	<b>Child</b>	<b>Overall</b>	<b>Adult</b>	<b>Child</b>
<b>Providers with 30 to 100 Discharges</b>						
Clarion Psychiatric Center	40.7%	34.4%	48.1%	54.2%	50.0%	59.3%
Eagleville Hospital	15.8%	15.8%	-	36.8%	36.8%	-
Foundations Behavioral Health	75.0%	50.0%	78.6%	87.5%	75.0%	89.3%
Friends Behavioral Health System	37.7%	27.7%	59.1%	60.9%	48.9%	86.4%
Kidspeace Hospital, Inc	68.4%	-	68.4%	86.8%	-	86.8%
East End Behavioral Health Hospital	50.0%	50.0%	-	63.2%	63.2%	-
Malvern Constitution LLC	26.7%	26.7%	-	51.7%	51.7%	-
Southwood Psychiatric Hospital	64.1%	-	64.1%	79.7%	-	79.7%
York Hospital	28.3%	28.3%	-	45.3%	45.3%	-

Note: Cells with a dash represent that there were no discharges present to calculate a measure within that category.  
 Individual Provider rates for Providers with less than 30 discharges were not reported due to the smaller sample of data.  
 Number of discharges, for grouping purposes, is based on overall discharges from a MHIP level of care for stated reporting period.  
 Due to calculation differences for each metric, Provider may appear in different discharge volume grouping from measure to measure.  
 This measure excludes extended acute care data.

**Measure 3: Length of Stay**

A length of stay is based on the individual needs of the Member, however it is important for PerformCare and Providers to be aware of averages and look for trends. This measure shows the average numbers of days for length of stay for Mental Health Inpatient services. The length of stay will be noted by age group- Adults (18 and over) and Children (under 18).

PerformCare calculates these numbers by counting the number of days authorized through PerformCare for each admission from claims data. An average is then calculated from these numbers for each Provider. This includes any Members with an admission between 1/1/2022 and 12/31/2022.

**Goal**

PerformCare is providing this measure for informational purposes.

**Network Average**

Plan-wide average of length of stay for all Providers.

	Adults	Children	Average LOS
<b>Plan-Wide</b>			
Length of Stay	14.7	21.0	16.1

**Provider Breakdown**

Year-end average of length of stay by Provider.

Provider	Adults	Children	Average LOS
<b>Providers with 100+ Discharges</b>	<b>14.6</b>	<b>19.1</b>	<b>15.5</b>
Belmont Behavioral Hospital	14.1	27.4	18.3
Brooke Glen Behavioral Hospital	14.2	18.3	14.6
Wellspan Chambersburg Hospital	11.0	-	11.0
Fairmount Behavioral Health	19.3	15.0	18.4
Holy Spirit Hospital	10.0	-	10.0
Haven Behavioral Hospital	16.0	-	16.0
Horsham Clinic	12.2	25.5	15.0
Lancaster Behavioral Health Hospital	13.0	13.0	13.0
Meadows Psychiatric Center	22.5	22.8	22.6
PA Psychiatric Institute	20.1	13.7	17.9
Roxbury Psychiatric Hospital	16.0	16.0	16.0
Wellspan Philhaven	17.1	24.8	20.5
<b>Providers with 30 to 100 Discharges</b>	<b>13.2</b>	<b>27.4</b>	<b>20.7</b>
Clarion Psychiatric Center	16.5	14.0	15.3
Eagleville Hospital	10.4	-	10.4
Foundations Behavioral Health	27.8	29.9	29.6
Friends Behavioral Health System	14.4	26.8	18.4
Kidspace Hospital, Inc	-	20.4	20.4
Southwood Psychiatric Hospital	-	36.4	36.4
York Hospital	10.5	-	10.5

*Note: Individual Provider rates for Providers with less than 30 discharges were not reported due to the smaller sample of data. Due to calculation differences for each metric, Provider may appear in different discharge volume grouping from measure to measure.*

*This measure excludes extended acute care data.*

**Measure 4: Co-Occurring Diagnoses**

PerformCare wants to ensure that Members with Co-Occurring diagnoses have both their Substance Use and Mental Health treatment needs addressed. This measure is designed to summarize for the Provider community the percentage of Members receiving Mental Health Inpatient treatment that have a Mental Health disorder and a co-occurring Substance Use disorder. This information can be helpful to Providers for staffing and training purposes. The information may become useful in observing trends as PerformCare continues to report this information.

PerformCare calculates this measure based on claims data. This measure only counts the first admission for Members who have had 1 or more readmission(s). This measure uses data submitted from any diagnosis code from the Discharge diagnosis for each Member from dates 1/1/2022 through 12/31/2022.

Age groups are defined as: Adults (18 and over) and Children (under 18).

**Goal**

PerformCare is providing this measure for informational purposes.

**Network Average**

Plan-wide average of discharges that have Co-Occurring Diagnoses for all Providers.

	2022-Q1	2022-Q2	2022-Q3	2022-Q4	Average
<b>Plan-Wide</b>					
Adult	68%	71%	70%	65%	<b>69%</b>
Child	27%	25%	24%	26%	<b>26%</b>
<b>Overall</b>	<b>58%</b>	<b>60%</b>	<b>62%</b>	<b>55%</b>	<b>59%</b>

**Provider Breakdown**

Year-end average of discharges that have Co-Occurring Diagnoses by Provider.

Provider	Adult	Child	Overall
<b>Providers with 100+ Discharges</b>	<b>68%</b>	<b>29%</b>	<b>60%</b>
Belmont Behavioral Hospital	83%	23%	63%
Wellspan Chambersburg Hospital	60%	-	60%
Holy Spirit Hospital	67%	-	67%
Haven Behavioral Hospital	77%	-	77%
Horsham Clinic	87%	21%	71%
Lancaster Behavioral Health Hospital	65%	34%	62%
Meadows Psychiatric Center	62%	33%	51%
PA Psychiatric Institute	62%	33%	52%
Roxbury Psychiatric Hospital	83%	26%	69%
Wellspan Philhaven	60%	26%	45%
<b>Providers with 30 to 100 Discharges</b>	<b>74%</b>	<b>21%</b>	<b>55%</b>
Brooke Glen Behavioral Hospital	76%	20%	70%
Clarion Psychiatric Center	56%	25%	40%
Fairmount Behavioral Health	70%	38%	63%
Friends Behavioral Health System	76%	43%	64%
Kidspace Hospital, Inc	-	3%	3%
Malvern Constitution LLC	76%	-	76%
Reading Behavioral Healthcare	78%	43%	67%
Southwood Psychiatric Hospital	-	6%	6%
York Hospital	72%	-	72%

Note: Providers found to have 0% co-occurring discharges are not shown.

Individual Provider rates for Providers with less than 30 discharges were not reported due to the smaller sample of data.

Number of discharges, for the purpose of grouping, is based on overall discharges from a MHIP level of care for stated reporting period.

Due to calculation differences for each metric, Provider may appear in different discharge volume grouping from measure to measure.

This measure excludes extended acute care data.